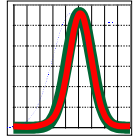


AAFCO Check Sample 2015

Regular Program
Pet Food Program

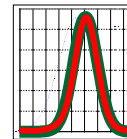


2015 Samples Completed to Date



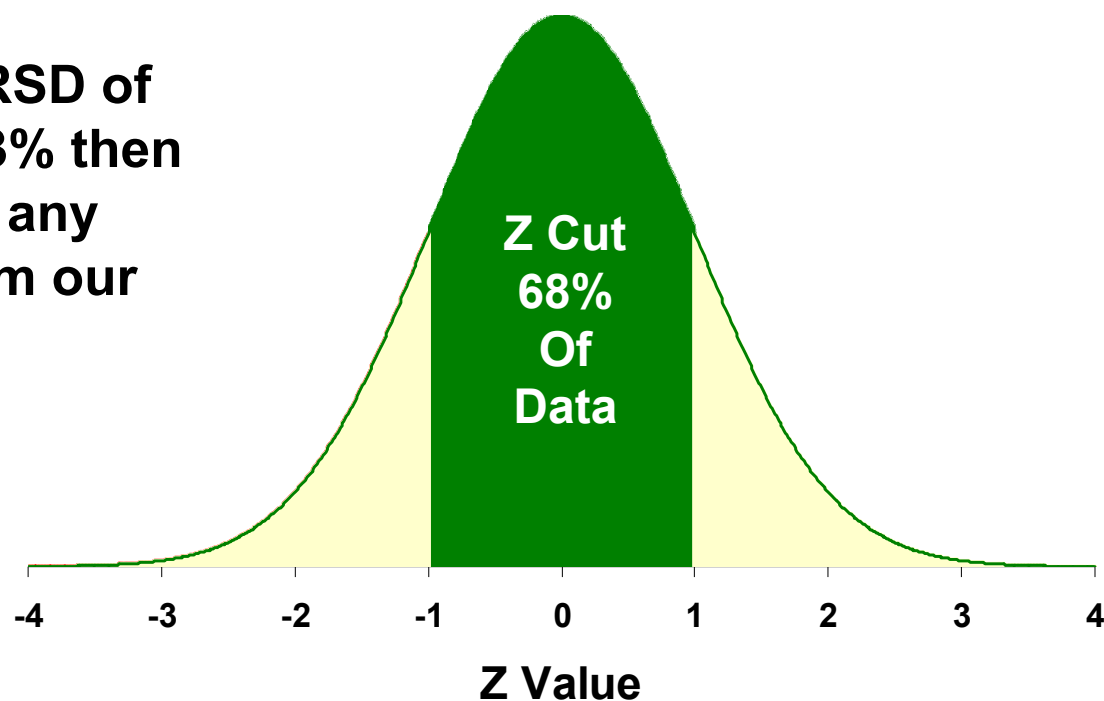
Sample #	Sample Name	# Labs	# Analytes
201521	Beef Supplement	211	88
201522	Swine Starter, Medicated	199	89
201523	Milk Replacer, Medicated	211	100
201524	Goat Feed, Medicated	214	99
201525	Equine Feed	225	111
201526	Rabbit Feed	222	108



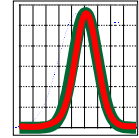


Homogeneity & Stability Monitoring 2015 Protein Z Cut Quick Recap

Test: If the %RSD of the Z Cut is $> 3\%$ then we investigate any departures from our experience.



"Vigilance"!

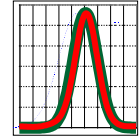


2015 Samples Completed to Date



Sample #	Sample Name	Z-Cut	% Protein
201521	Beef Supplement	0.51%	84.4
201522	Swine Starter, Medicated	0.00%	20.6
201523	Milk Replacer, Medicated	0.00%	25.0
201524	Goat Feed, Medicated	0.81%	18.2
201525	Equine Feed	0.40%	25.6
201526	Rabbit Feed	0.00%	16.1





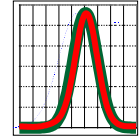
2015 Samples Completed to Date



Sample #	Sample Name	# Labs	# Analytes
201541	Brewers Dried Yeast	57	86
201542	Brown Rice	56	75

Sample #	Sample Name	Z-Cut	% Protein
201541	Brewers Dried Yeast	0.00%	45.9
201542	Brown Rice	0.00%	8.2





New Method Codes Added Since Year End 2014

Added to Existing 1,225 Method Codes

Codes	Category	# Analytes	# Methods	Participation
94 - 97	Drugs Treating Parasites and Insects	4	11	0 Labs
116 - 118	Triuret and Peroxide Value	3	6	1 Lab (PV)
211 – 322*	Vet Drugs –mycins, -osins, -dines, etc.	24	91	0 Labs
600's	Mycotoxins HT-2, T-2 & HT-2	2	14	1 Lab
700's	Fatty Acids	26	70	Mostly 1 Lab
700's	Total fatty Acids	9	27	1 Lab

* Vet drug residues in 300 series

We now have 1,381 Method Codes for 2015
Representing 227 Analytes