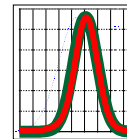


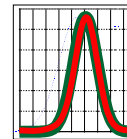
AAFCO Check Sample 2014 Regular Program



14 Samples in 2014 Participation

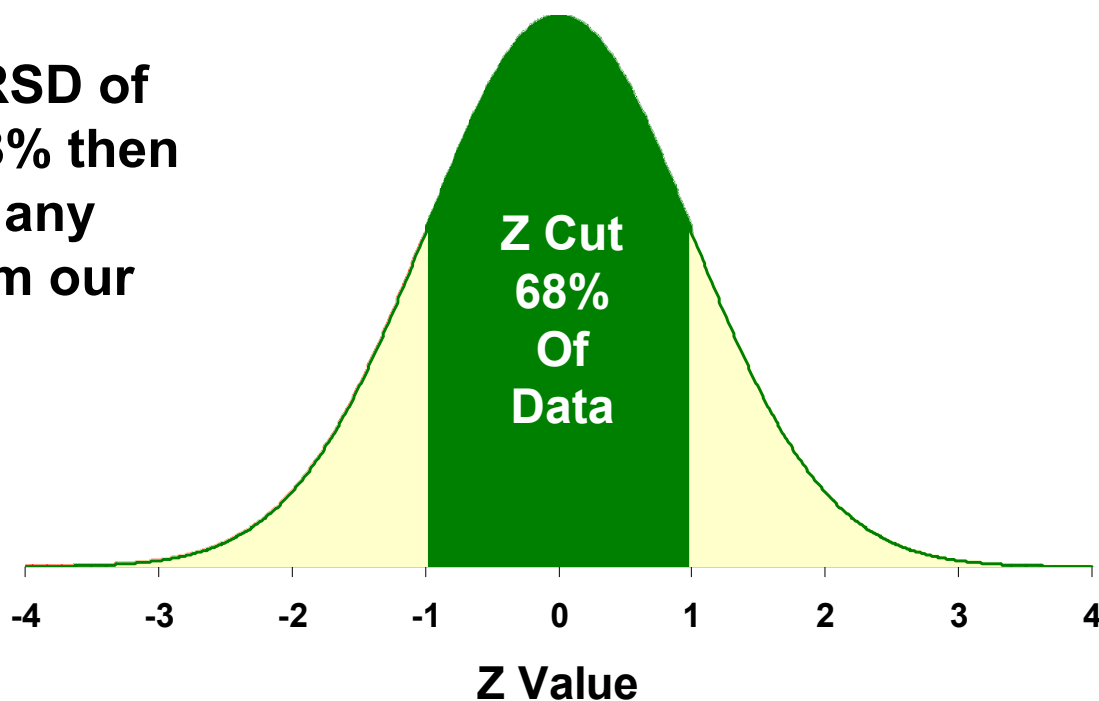
PFP {

Sample #	Sample Name	# Labs	State Labs
201421	Ewe Developer & Gestation Feed, Medicated	217	23
201422	Swine Grower, Medicated	154	24
201423	Chicken Starter, Medicated	202	26
201424	Pelleted Beef Feed, Medicated	212	26
201425	Show Pig Primer, Medicated	210	25
201426	Pelleted Sheep Concentrate, Medicated	210	27
201427	Calf Starter/Grower, Medicated	209	27
201497	Canned Cat Food	47	10
201428	Dry Cat Food	298	26
201429	Equine Feed	214	26
201430	Medicated Swine Starter	209	24
201431	Marine & Animal Protein Concentrate	211	24
201491	Horse Mineral	161	20
201432	Poultry Layer Feed	01/31/15 Reports	

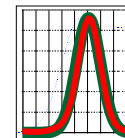


Homogeneity & Stability Monitoring 2014 Protein Z Cut Quick Recap

Test: If the %RSD of the Z Cut is $> 3\%$ then we investigate any departures from our experience.



“Videre est Vincere”!



Z Cut Monitoring in 2014

PFP {

Sample #	Sample Name	Z Cut	% Protein
201421	Ewe Developer & Gestation Feed, Medicated	2.53%	13.3
201422	Swine Grower, Medicated	0.00%	17.5
201423	Chicken Starter, Medicated	0.79%	17.4
201424	Pelleted Beef Feed, Medicated	1.20%	15.5
201425	Show Pig Primer, Medicated	0.30%	24.1
201426	Pelleted Sheep Concentrate, Medicated	0.00%	38.1
201427	Calf Starter/Grower, Medicated	0.85%	17.6
201497	Canned Cat Food	2.77%	10.0
201428	Dry Cat Food	0.00%	32.4
201429	Equine Feed	0.00%	28.2
201430	Medicated Swine Starter	0.00%	21.0
201431	Marine & Animal Protein Concentrate	0.86%	70.5
201491	Horse Mineral	5.71%	3.9 (0.6% N)
201432	Poultry Layer Feed	Reports 01/31/15	

Poultry Layer Feed 201432 Data In!

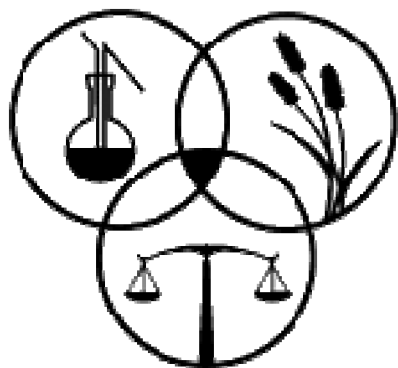
- Ship Date ~ 11/20/2014
- Data Due 01/10/2014
- Reports Available 01/31/2015



Beef Supplement # 201521

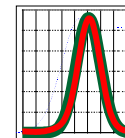
- Ship Date ~ 12/20/2014
- Data Due 02/10/2015
- Reports Available 02/28/2015





AAFCO Check Sample **2013 - 2014 Pet Food Program**



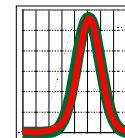


8 Quarterly PFP Samples Over 2013 - 2014

Labs Participating

Sample #	Sample Name	# Labs	State Labs
201441	Fish Meal - Menhaden	150	18
201442	Potato Flour	158	17
201443	Beet Pulp	156	18
201444	Non Fat Dried Milk	Reports 01/31/2015	
201341	Chicken Meal	145	17
201342	Soya Flour	131	15
201343	Wheat Flour	129	17
201344	Dried Egg Product	124	15
201321	Dry Dog Food	329	26
201327	Corn Gluten Meal	304	26

2013 RCSP {

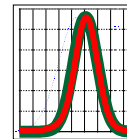


8 Quarterly PFP Samples Over 2013 - 2014

Protein Z Cut Monitoring

Sample #	Sample Name	Z Cut	% Protein
201441	Fish Meal - Menhaden	0.83%	65.0
201442	Potato Flour	2.73%	9.6
201443	Beet Pulp	3.09%	7.9 (1.3% N)
201444	Non Fat Dried Milk	Reports 01/31/2015	
201341	Chicken Meal	0.71%	64.9
201342	Soya Flour	0.82%	50.6
201343	Wheat Flour	1.95%	17.3
201344	Dried Egg Product	0.30%	59.3
201321	Dry Dog Food	1.86%	19.1
201327	Corn Gluten Meal	0.71%	60.1

2013 RCSP {



Dried Brewers Yeast # 201541



- Ship Date ~ 2/23/2015
- Data Due 04/10/2015
- Reports Available 04/30/2015





Thank You &

Happy New Year 2015

AAFCO

Check Sample Program

SM