
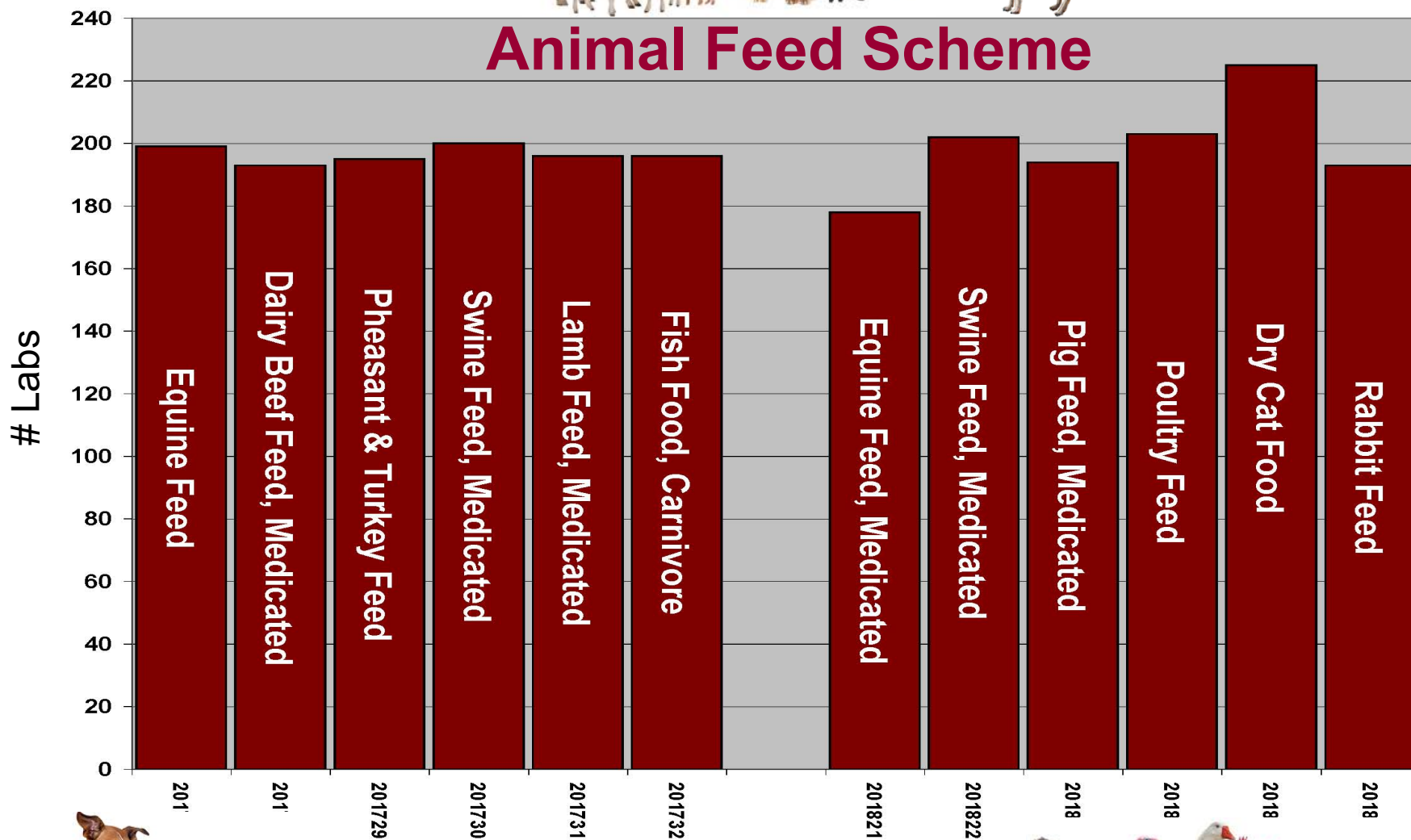




# AAFCO Proficiency Testing Program: 2018 Participation






# Animal Feed Scheme

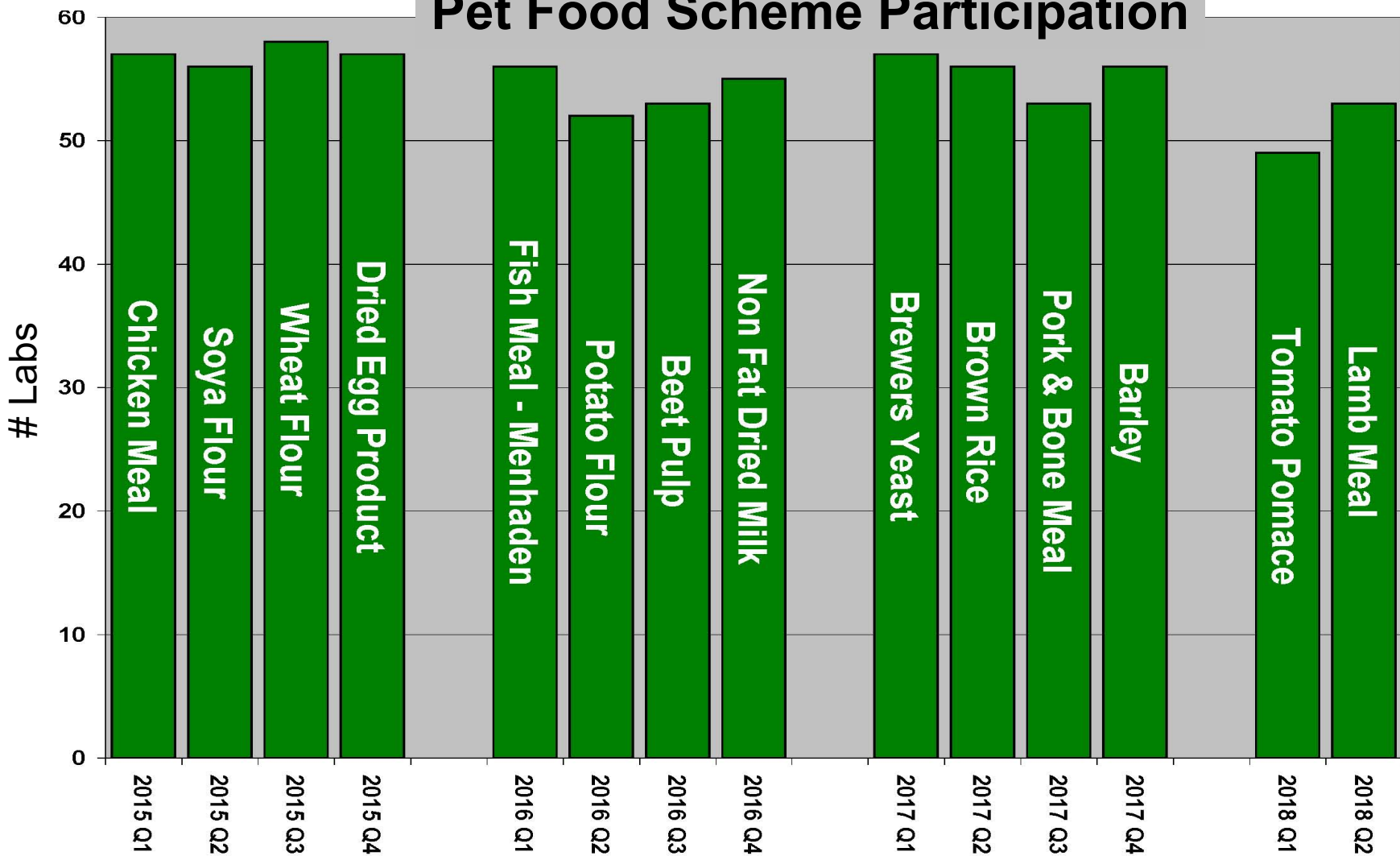
## 2017-18 Z-Cut Homogeneity Screen

Sample Code	Sample Name	Z-Cut	% Protein	# in Z-Cut
201727	Equine Feed	1.15%	17.6	86
201728	Dairy Beef Feed, Medicated	0.00%	34.7	85
201729	Pheasant & Turkey Feed	0.00%	20.9	82
201730	Swine Feed, Medicated	0.39%	21.3	90
201731	Lamb Feed, Medicated	0.00%	17.9	86
201732	Fish Food, Carnivore	0.00%	52.1	87
201821	Equine Feed	1.30%	18.6	80
201822	Swine Feed, Medicated	0.00%	18.6	88
201823	Pig Feed, Medicated	0.00%	8.7	83
201824	Poultry Feed	0.00%	18.4	82
201825	Dry Cat Food	0.00%	35.2	98
201826	Rabbit Feed	0.00%	20.2	86





## Pet Food Scheme Participation



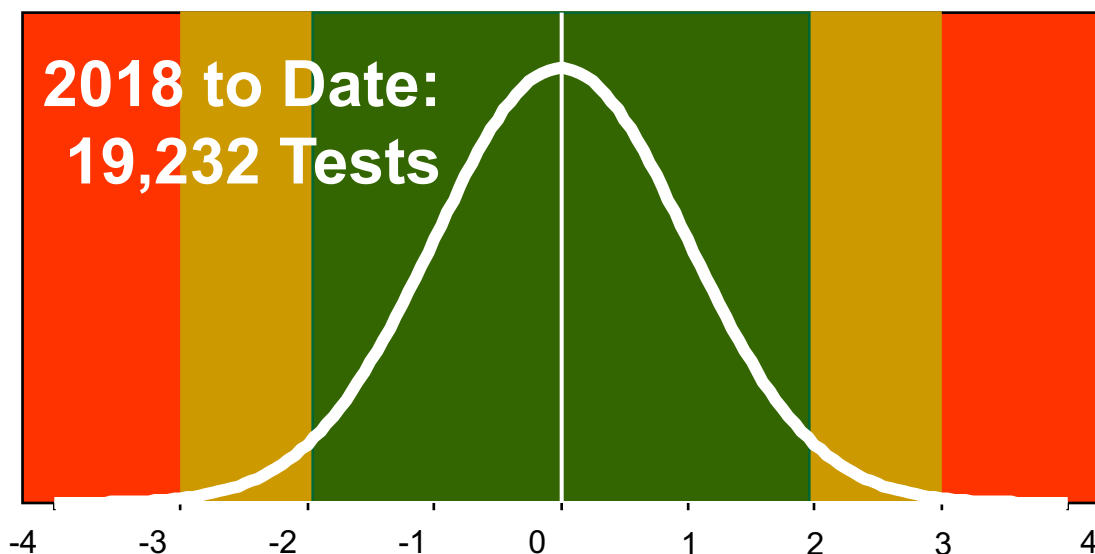


## Pet Food Scheme 2017-18 Z-Cut Homogeneity Screen

Sample #	Sample Name	Pass Z-Cut %RSD	% Protein	# in Z-Cut
201742	Flaxseed Meal	0.00%	21.1	32
201743	Meat & Bone Meal	0.00%	50.8	31
201744	Barley	0.00%	11.9	31
201841	Blood Meal	0.00%	93.6	28
201842	Sweet Potato Powder	0.97%	5.2	25




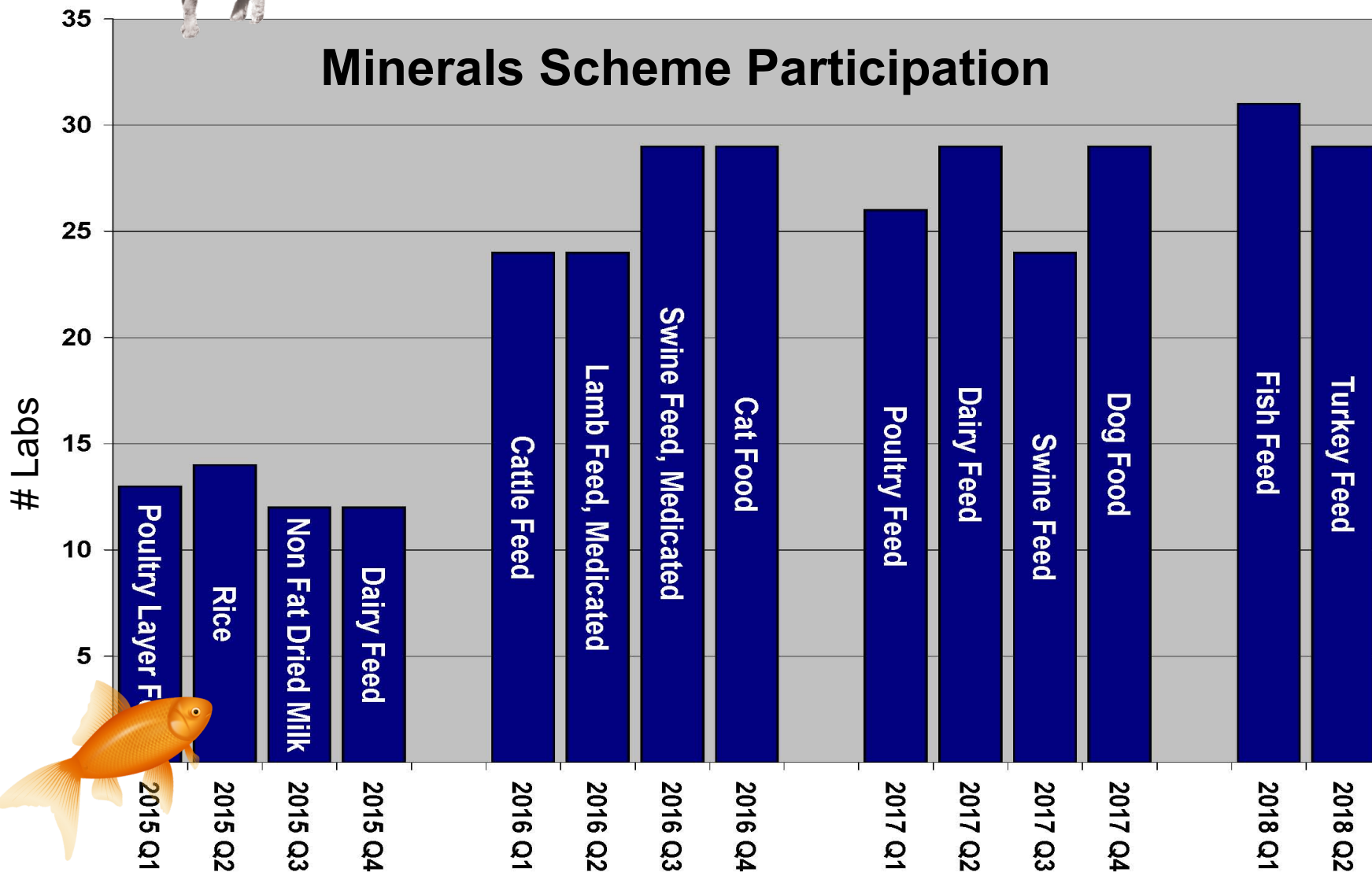
# Z-Score Indications in Animal Feed Scheme and Pet Food Scheme



<b>Compliance</b> $2 > Z > -2$	<b>Warning</b>	<b>Actionable</b> $3 < Z < -3$
<b>90.4%</b>	<b>4.9%</b>	<b>4.7%</b>



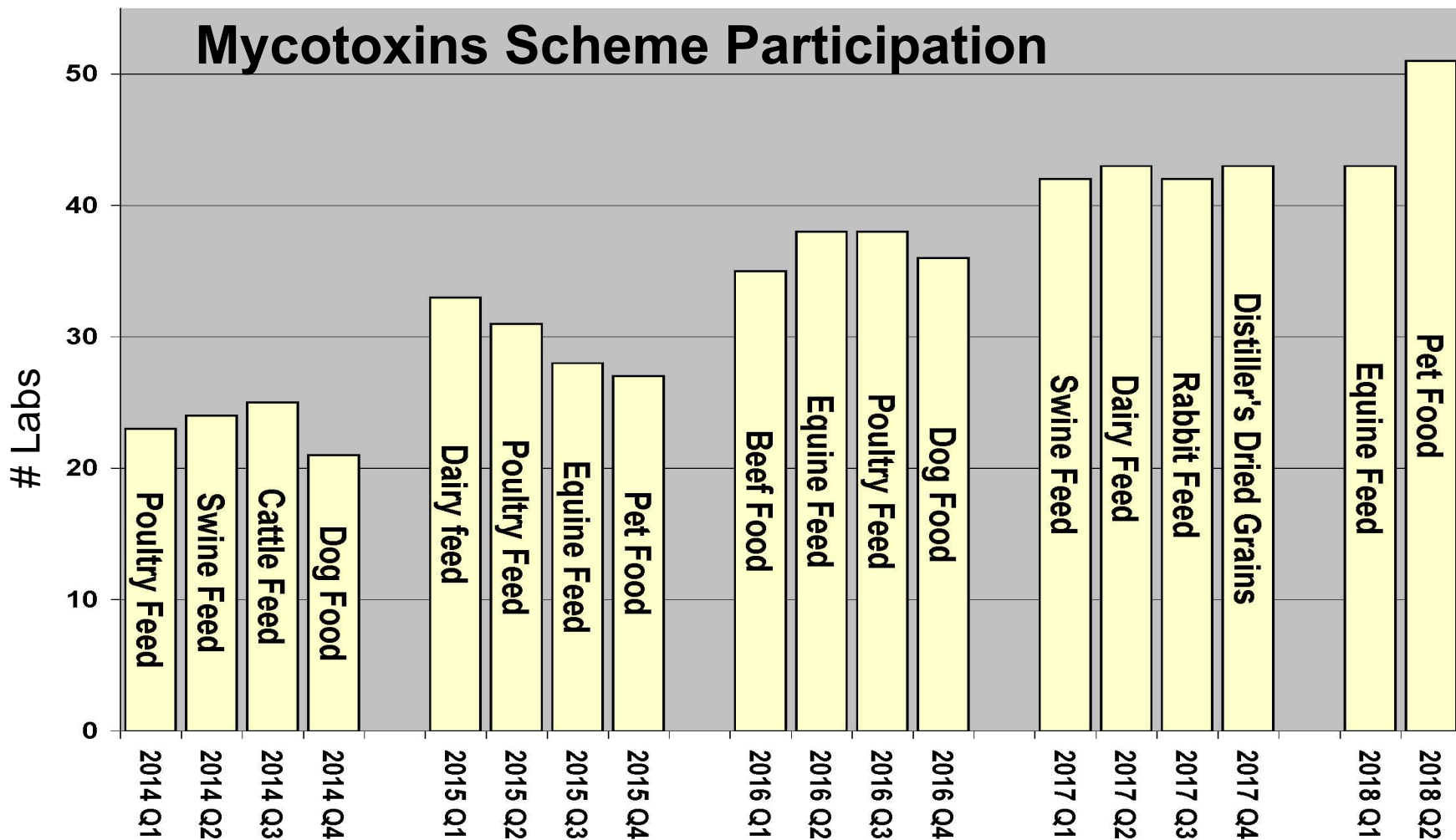
## Minerals Scheme Participation



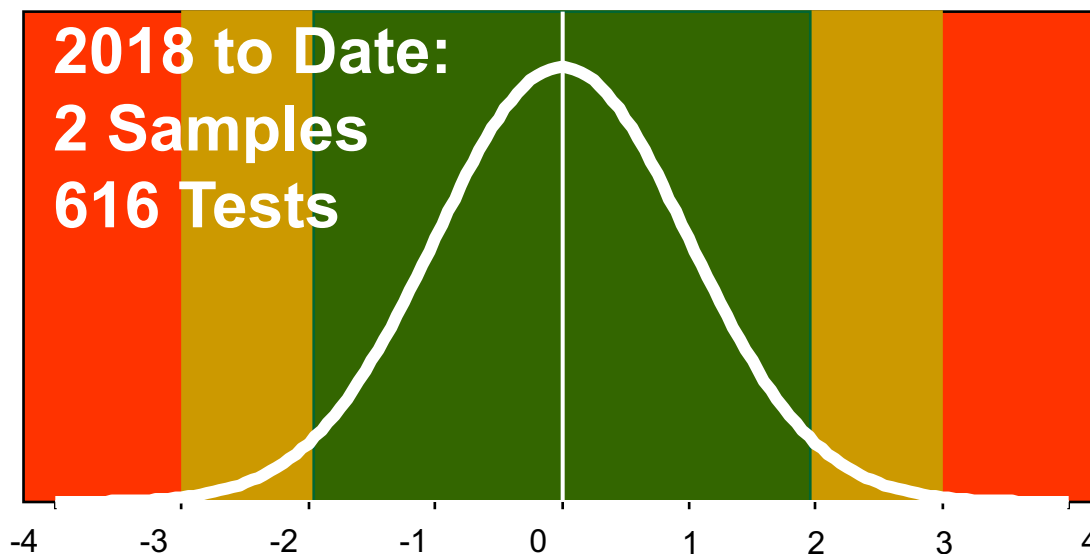
# Z-Score Indications in Minerals Scheme (Horwitz ffp SD for PT)



<b>Compliance</b> $2 > Z > -2$	<b>Warning</b>	<b>Actionable</b> $3 < Z < -3$
<b>86.8%</b>	<b>5.5%</b>	<b>7.7%</b>



# Z-Score Indications in Mycotoxin Scheme (Modified Horwitz ffp SD for PT)



<b>Compliance</b> <b><math>2 &gt; Z &gt; -2</math></b>	<b>Warning</b>	<b>Actionable</b> <b><math>3 &lt; Z &lt; -3</math></b>
<b>72.2%</b>	<b>13.9%</b>	<b>13.9%</b>

**Any Questions?**

